


CH Series Multilayer Chip Ceramics Inductors



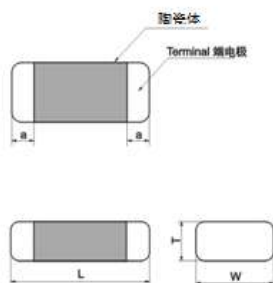
FEATURES

- Monolithic Structure for high reliability..
- Small size inductor.
- High self-resonant frequency.
- Excellent solderability and high heat resistance.
- High Q factor

APPLICATIONS

- Mobile communication equipment terminal.
- High frequency circuit, intermediate increase circuit
- RF circuit in telecommunication and other equipments

SHAPE AND DIMENSIONS



Part Number	Dimensions (mm)			
	L	W	T	a
CH0603	0.6±0.05	0.3±0.05	0.3±0.05	0.15±0.05

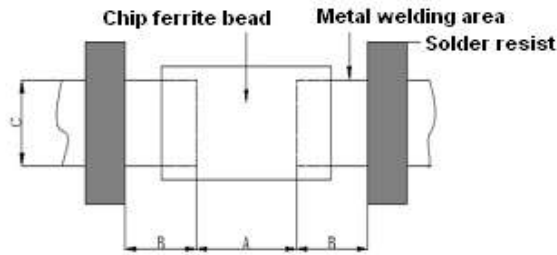


Specifications subject to change without notice. Please check our website for latest information.

Tel: 0086-769-85016657 Fax: 0086-769-85016658 E-Mail: sales@ZXcompo.com www.zxcompo.com

CH1005	1.0±0.15	0.5±0.15	0.5±0.15	0.25±0.1
CH1608	1.6±0.15	0.8±0.15	0.8±0.15	0.3±0.2
CH2012	2.0±0.2	1.2±0.2	0.8±0.2	0.4±0.2

RECOMMENDED PC BOARD PATTERN



Part Number	Dimensions (mm)		
	A	B	C
CH0603	0.3	0.25	0.3
CH1005	0.35	0.6	0.6
CH1608	0.6	1.0	0.8
CH2012	1.0	1.0	1.0

CH 1608 H 68N J I (f)

PRODUCT IDENTIFICATION

CH 1608 H 68N J I (f)
 ① — ② — ③ — ④ — ⑤ — ⑥ — ⑦

- ① Series name
- ② Dimensions L×W
1608: 1.6mm of length, 0.8mm of width.
- ③ Performance code
2B: Moisture proof, highest operating temperature is 125°C
- ④ Inductance: 6N8-6.8nH 68N-68nH R68-680nH
- ⑤ Tolerance: S: ±0.3nH D: ±0.5nH J: ±5% K: ±10%
- ⑥ Package: B: by bulk T: Tape and Reel
- ⑦ Pb Free

SPECIFICATIONS

● CH0603 TYPE

Part Number	Inductance (uH)	Tolerance	Q _{min}	L、Q Test condition (MHz/V)	SRF _{min} (MHz)	DCR Max(Ω)	Rated Current Max (mA)
CH0603H1NO	1.0	S、D	4	100/0.05	10000	0.14	250
CH0603H1N2	1.2	S、D	4		10000	0.14	250
CH0603H1N5	1.5	S、D	4		10000	0.18	230
CH0603H1N8	1.8	S、D	4		10000	0.19	200
CH0603H2N2	2.2	S、D	4		8800	0.22	200
CH0603H2N7	2.7	S、D	5		7700	0.25	200
CH0603H3N3	3.3	S、D	5		6700	0.30	180
CH0603H3N9	3.9	S、D	5		6000	0.30	170
CH0603H4N7	4.7	S、D	5		5300	0.40	150
CH0603H5N6	5.6	S、D	5		4600	0.40	150
CH0603H6N8	6.8	J、K	5		3900	0.48	150
CH0603H8N2	8.2	J、K	5		3400	0.55	150
CH0603H10N	10	J、K	5		2900	0.63	150

● CH1005 TYPE

Part Number	Inductance (uH)	Tolerance	Q _{min}	L、Q Test condition (MHz/V)	SRF _{min} (MHz)	DCR Max(Ω)	Rated Current Max (mA)
CH1005H1NO	1.0	S、D	7	100/0.05	10000	0.10	300
CH1005H1N2	1.2	S、D	7		10000	0.10	300
CH1005H1N5	1.5	S、D	8		6000	0.13	300
CH1005H1N8	1.8	S、D	8		6000	0.14	300
CH1005H2N2	2.2	S、D	8		6000	0.16	300
CH1005H2N7	2.7	S、D	8		6000	0.17	300
CH1005H3N3	3.3	S、D	8		6000	0.19	300
CH1005H3N9	3.9	S、D	8		4000	0.22	300
CH1005H4N7	4.7	S、D	8		4000	0.25	300
CH1005H5N6	5.6	S、D	8		4000	0.29	300
CH1005H6N8	6.8	J、K	8		3900	0.32	300

Specifications subject to change without notice. Please check our website for latest information.

Tel: 0086-769-85016657 Fax: 0086-769-85016658 E-Mail: sales@ZXcompo.com www.zxcompo.com



Part Number	Inductance (uH)	Tolerance	Q _{min}	L、Q Test condition (MHz/V)	SRF _{min} (MHz)	DCR Max(Ω)	Rated Current Max (mA)
CH1005H8N2	8.2	J、K	8	100/0.05	2800	0.39	300
CH1005H10N	10	J、K	8		2500	0.46	300
CH1005H12N	12	J、K	8		2000	0.60	300
CH1005H15N	15	J、K	8		2000	0.65	300
CH1005H18N	18	J、K	8		1900	0.76	300
CH1005H22N	22	J、K	8		1800	0.80	200
CH1005H27N	27	J、K	8		1500	1.04	200
CH1005H33N	33	J、K	8		1300	1.50	200
CH1005H39N	39	J、K	8		1200	1.80	200
CH1005H47N	47	J、K	8		1000	2.00	150
CH1005H56N	56	J、K	8		750	2.00	150
CH1005H68N	68	J、K	8		750	2.20	150
CH1005H82N	82	J、K	8		750	2.50	150
CH1005HR10	100	J、K	8		700	3.00	150
CH1005G1N0	1.0	S	5		>8500	0.10	500
CH1005G1N2	1.2	S	5		>8500	0.12	500
CH1005G1N5	1.5	S	5		>8500	0.15	500
CH1005G1N8	1.8	S	5		>8500	0.17	500
CH1005G2N2	2.2	S	5		>8500	0.17	500
CH1005G2N7	2.7	S	5		>8500	0.20	500
CH1005G3N3	3.3	S	5		>8500	0.22	400
CH1005G3N9	3.9	S	5		7500	0.25	400
CH1005G4N7	4.7	S	5		6500	0.28	400
CH1005G5N6	5.6	S	5		6500	0.30	400
CH1005G6N8	6.8	J	5		6500	0.35	400
CH1005G8N2	8.2	J	5		6500	0.38	350
CH1005G10N	10	J	5.5		5400	0.70	200
CH1005G12N	12	J	7		4100	0.80	200
CH1005G15N	15	J	7		4000	0.90	200
CH1005G18N	18	J	7		3700	1.00	150
CH1005G22N	22	J	7		3500	1.20	150
CH1005G27N	27	J	7		3400	1.50	150

Specifications subject to change without notice. Please check our website for latest information.



Tel: 0086-769-85016657 Fax: 0086-769-85016658 E-Mail: sales@ZXcompo.com www.zxcompo.com

Part Number	Inductance (uH)	Tolerance	Q _{min}	L、Q Test condition (MHz/V)	SRF _{min} (MHz)	DCR Max(Ω)	Rated Current Max (mA)
CH1005G33N	22	J	7	100/0.05	3200	1.80	150
CH1005G39N	29	J	7		2500	2.00	100
CH1005G47N	47	J	7		2400	2.20	100
CH1005G56N	56	J	7		2300	2.50	100
CH1005G68N	68	J	7		2200	2.70	100
CH1005G82N	82	J	7		2100	2.90	100
CH1005GR10	100	J	7		2000	3.20	100

● CH1608 TYPE

Part Number	Inductance (uH)	Tolerance	Q _{min}	L、Q Test condition (MHz/V)	SRF _{min} (MHz)	DCR Max(Ω)	Rated Current Max (mA)
CH1608H1NO	1.0	S	8	100/0.05	10000	0.10	500
CH1608H1N2	1.2	S	8		10000	0.10	500
CH1608H1N5	1.5	S	8		6000	0.10	500
CH1608H1N8	1.8	S	8		6000	0.12	500
CH1608H2N2	2.2	S	8		6000	0.16	500
CH1608H2N7	2.7	S	8		6000	0.20	500
CH1608H3N3	3.3	S	8		6000	0.22	500
CH1608H3N9	3.9	S	8		6000	0.25	500
CH1608H4N7	4.7	S、D	8		6000	0.28	500
CH1608H5N6	5.6	S、D	8		5000	0.30	500
CH1608H6N8	6.8	S、D	8		5000	0.30	500
CH1608H8N2	8.2	S、D	8		4500	0.30	500
CH1608H10N	10	J、K	8		3500	0.40	300
CH1608H12N	12	J、K	8		2800	0.45	300
CH1608H15N	15	J、K	8		2300	0.45	300
CH1608H18N	18	J、K	8		2200	0.50	300
CH1608H22N	22	J、K	8		2000	0.55	300
CH1608H27N	27	J、K	8		1700	0.60	300
CH1608H33N	33	J、K	8		1500	0.65	300
CH1608H39N	39	J、K	8		1400	0.70	300
CH1608H47N	47	J、K	8	1200	1.00	300	



Specifications subject to change without notice. Please check our website for latest information.

Tel: 0086-769-85016657 Fax: 0086-769-85016658 E-Mail: sales@ZXcompo.com www.zxcompo.com

Part Number	Inductance (uH)	Tolerance	Q _{min}	L、Q Test condition (MHz/V)	SRF _{min} (MHz)	DCR Max(Ω)	Rated Current Max (mA)
CH1608H56N	56	J、K	8	100/0.05	1000	1.00	300
CH1608H68N	68	J、K	8		900	1.00	300
CH1608H82N	82	J、K	8		800	1.00	300
CH1608HR10	100	J、K	8		700	1.00	300
CH1608HR12	120	J、K	8		600	1.20	300
CH1608HR15	150	J、K	8		500	1.20	300
CH1608HR18	180	J、K	8		400	1.40	300
CH1608HR22	220	J、K	8		350	1.50	300
CH1608HR27	270	J、K	8		300	1.80	300
CH1608G10N	10	J	8		>6000	0.6	500
CH1608G12N	12	J	8		6000	0.7	500
CH1608G15N	15	J	8		5500	0.8	500
CH1608G18N	18	J	8		5200	0.9	300
CH1608G22N	22	J	8		5000	1.0	300
CH1608G27N	27	J	8		4800	1.2	300
CH1608G33N	33	J	8		4500	1.4	300
CH1608G39N	39	J	8		4000	1.5	200
CH1608G47N	47	J	8		3500	1.6	200
CH1608G56N	56	J	8		3000	1.8	200
CH1608G68N	68	J	8		2800	2.0	200
CH1608G82N	82	J	8		2500	2.2	200
CH1608GR10	100	J	8		2000	2.5	150
CH1608GR12	120	J	8		1600	2.8	150
CH1608GR15	150	J	8		1400	3.0	150
CH1608GR18	180	J	8		1000	3.4	150

● CH2012 TYPE

Part Number	Inductance (uH)	Tolerance	Q _{min}	L、Q Test condition (MHz/V)	SRF _{min} (MHz)	DCR Max(Ω)	Rated Current Max (mA)
CH2012H1NO	1.0	s	10	100/0.05	6000	0.10	500
CH2012H1N2	1.2	S	10		6000	0.10	500



Specifications subject to change without notice. Please check our website for latest information.

Tel: 0086-769-85016657 Fax: 0086-769-85016658 E-Mail: sales@ZXcompo.com www.zxcompo.com

Part Number	Inductance (uH)	Tolerance	Q _{min}	L、Q Test condition (MHz/V)	SRF _{min} (MHz)	DCR Max(Ω)	Rated Current Max (mA)
CH2012H1N5	1.5	s	10	100/0.05	6000	0.10	500
CH2012H1N8	1.8	S	10		6000	0.10	500
CH2012H2N2	2.2	S	10		6000	0.10	500
CH2012H2N7	2.7	s	10		6000	0.10	500
CH2012H3N3	3.3	S	10		6000	0.13	500
CH2012H3N9	3.9	S	10		5400	0.15	500
CH2012H4N7	4.7	S、D	10		4500	0.20	400
CH2012H5N6	5.6	S、D	10		4000	0.23	400
CH2012H6N8	6.8	S、D	10		3650	0.25	400
CH2012H8N2	8.2	S、D	10		3000	0.28	400
CH2012H10N	10	J、K	10		2500	0.30	300
CH2012H12N	12	J、K	10		2400	0.35	300
CH2012H15N	15	J、K	10		2000	0.40	300
CH2012H18N	18	J、K	10		1750	0.45	300
CH2012H22N	22	J、K	10		1700	0.50	300
CH2012H27N	27	J、K	10		1550	0.55	300
CH2012H33N	33	J、K	10		1350	0.60	300
CH2012H39N	39	J、K	13		1300	0.65	300
CH2012H47N	47	J、K	15		1200	0.70	300
CH2012H56N	56	J、K	15		1150	0.75	300
CH2012H68N	68	J、K	15		1000	0.80	300
CH2012H82N	82	J、K	15		750	0.90	300
CH2012HR10	100	J、K	15		600	1.00	300
CH2012HR12	120	J、K	15		500	1.50	300
CH2012HR15	150	J、K	15		500	1.50	300
CH2012HR18	180	J、K	15		400	2.10	300
CH2012HR22	220	J、K	13		350	2.10	300
CH2012HR27	270	J、K	13		300	3.00	200
CH2012HR33	330	J、K	12		250	3.00	200
CH2012HR39	390	J、K	12		250	3.50	200
CH2012HR47	470	J、K	12	200	3.50	200	

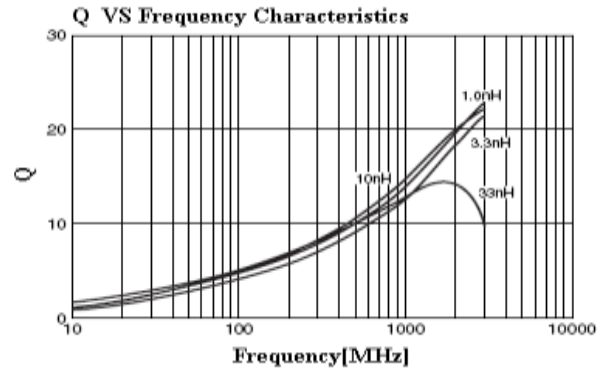
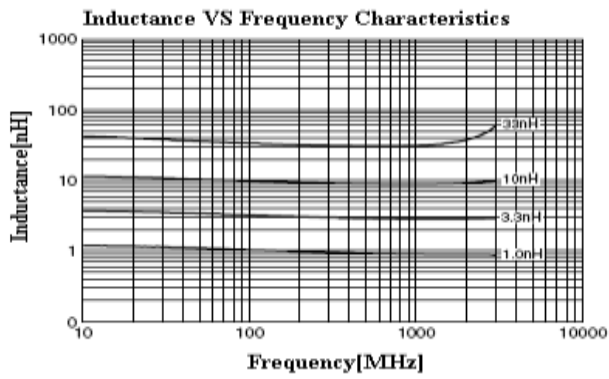


Specifications subject to change without notice. Please check our website for latest information.

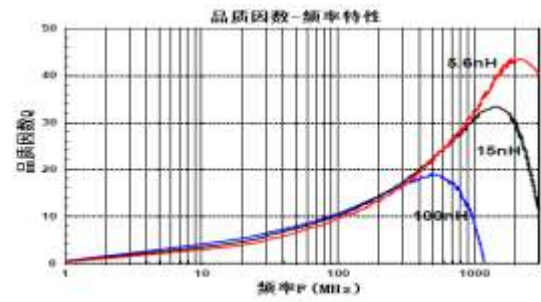
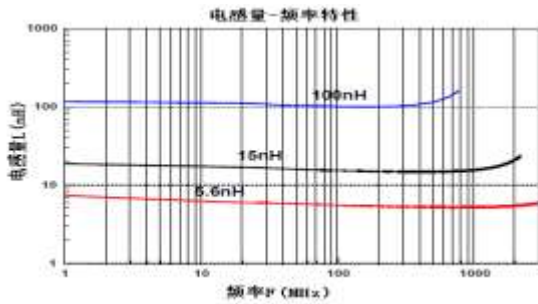
Tel: 0086-769-85016657 Fax: 0086-769-85016658 E-Mail: sales@ZXcompo.com www.zxcompo.com

DETAIL ELECTRICAL CHARACTERISTICS

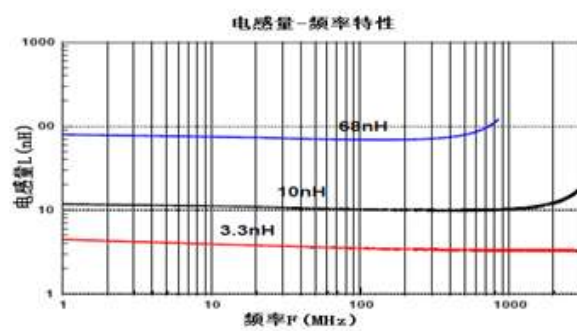
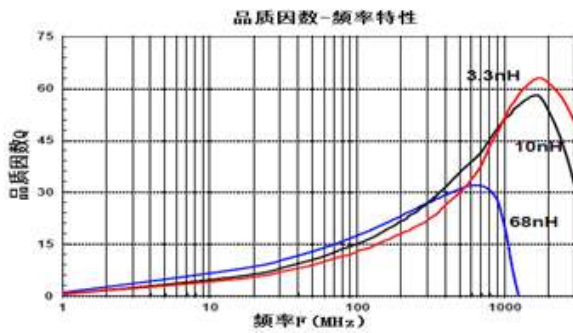
● CH0603



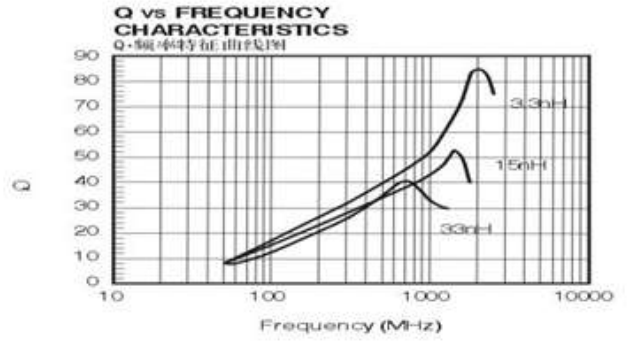
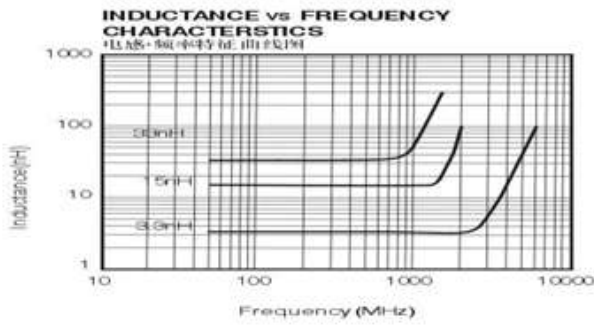
● CB1005



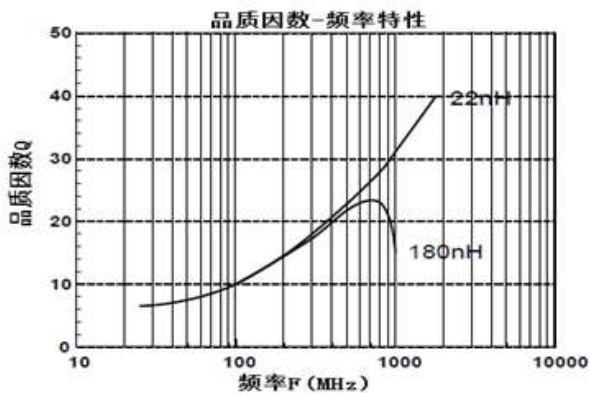
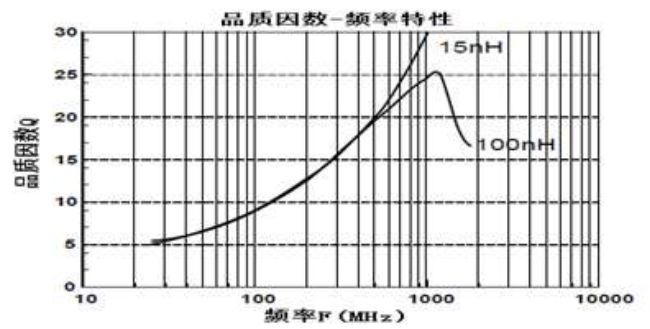
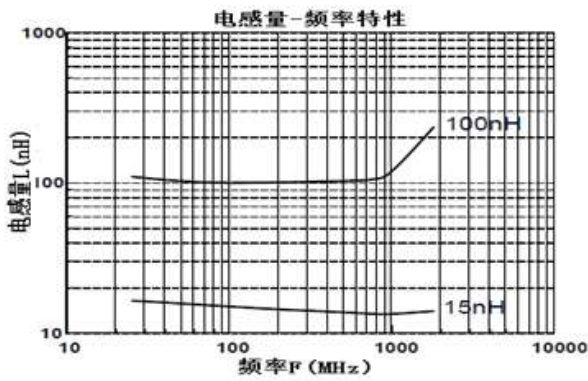
● CB1608



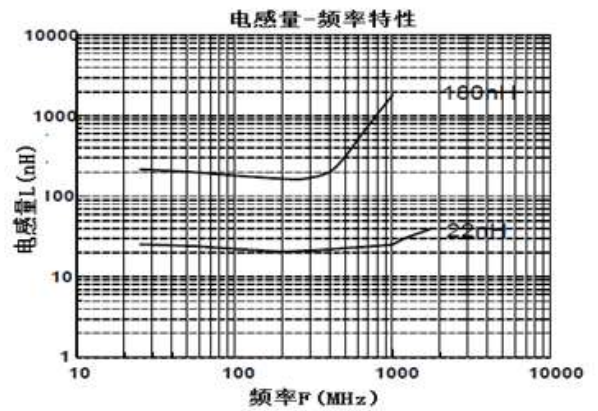
● CB2012



● CH1005C



● CH1608G



Specifications subject to change without notice. Please check our website for latest information.

Tel: 0086-769-85016657 Fax: 0086-769-85016658 E-Mail: sales@ZXcompo.com www.zxcompo.com