


SB Series Peak Ferrite Bead



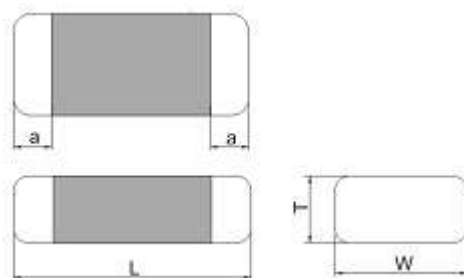
FEATURES

- In a certain frequency region, the impedance rises sharply, so that a higher attenuation Effect can be obtained in a certain frequency without affecting the signal.

APPLICATIONS

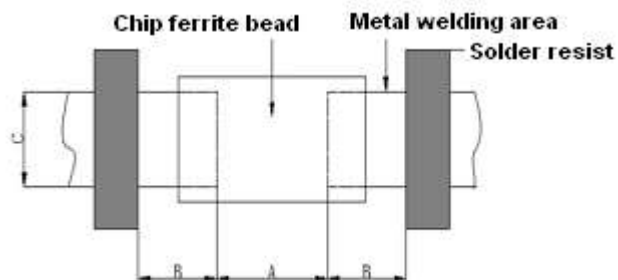
- Widely used in high frequency noise suppression of intekkigent broadband, automotive electronic communication equipment, consumer electronics, office automation and other electronic equipment.

SHAPE AND DIMENSIONS



Part Number	Dimensions (mm)			
	L	W	T	a
SB1005	1.0 ± 0.15	0.5 ± 0.15	0.5 ± 0.15	0.25 ± 0.1
SB1608	1.6 ± 0.15	0.8 ± 0.15	0.8 ± 0.15	0.3 ± 0.2
SB2012	2.0 ± 0.2	1.2 ± 0.2	0.8 ± 0.15	0.4 ± 0.2

RECOMMENDED PC BOARD PATTERN



Part Number	Dimensions (mm)		
	A	B	C
SB1005	0.35	0.6	0.6
SB1608	0.6	1.0	0.8
SB2012	1.0	1.0	1.0

PRODUCT IDENTIFICATION

SB 1608 - 310 T (f)

① ② ③ ④ ⑤

- ① Series name
- ② Dimensions L×W
1608: 1.6mm of length, 0.8mm of width.
- ③ Nominal impedance
310: 31Ω ; 601: 600Ω ; 102: 1000Ω .
- ④ Package: B:by bulk T: Tape and Reel
- ⑤ Pb Free

SPECIFICATIONS

● SB1005 TYPE

Part Number	Impedance Z (Ω)	Impedance Test Frequency (MHz)	Max.DC Resistance (Ω)	Max. Rated Current (mA)	Thickness of product(mm)
SB1005-750	75±25%	100/0.05	0.30	600	0.5±0.15
SB1005-121	120±25%		0.40	400	
SB1005-221	220±25%		0.70	200	
SB1005-301	300±25%		0.80	200	
SB1005-421	420±25%		1.00	150	



Specifications subject to change without notice. Please check our website for latest information.

Tel: 0086-769-85016657 Fax: 0086-769-85016658 E-Mail: sales@ZXcompo.com www.zxcompo.com

Part Number	Impedance Z (Ω)	Impedance Test Frequency (MHz)	Max.DC Resistance (Ω)	Max. Rated Current (mA)	Thickness of product(mm)
SB1005-601	600±25%	100/0.05	1.10	100	0.5±0.15
SB1005-102	1000±25%		1.20	100	
SB1005-152	1500±25%		1.40	100	
SB1005-182	1800±25%		1.80	50	

● SB1608 Series

Part Number	Impedance Z (Ω)	Impedance Test Frequency (MHz)	Max.DC Resistance (Ω)	Max. Rated Current (mA)	Thickness of product(mm)
SB1608-121	120±25%	100/0.05	0.45	600	0.8±0.15
SB1608-221	220±25%		0.55	500	
SB1608-331	330±25%		0.70	500	
SB1608-421	420±25%		0.75	400	
SB1608-471	470±25%		0.80	400	
SB1608-601	600±25%		1.10	200	
SB1608-102	1000±25%		1.20	150	
SB1608-152	1500±25%		0.80	200	
SB1608-202	2000±25%		1.00	200	
SB1608-252	2500±25%		1.20	200	
SB1608-272	2700±25%		1.40	200	

● SB2012 Series

Part Number	Impedance Z (Ω)	Impedance Test Frequency (MHz)	Max.DC Resistance (Ω)	Max. Rated Current (mA)	Thickness of product(mm)
SB2012-121	120±25%	100/0.05	0.25	600	0.8±0.15
SB2012-221	220±25%		0.30	600	
SB2012-301	300±25%		0.30	600	
SB2012-601	600±25%		0.35	600	
SB2012-102	1000±25%		0.40	500	
SB2012-152	1500±25%		0.45	200	
SB2012-222	2200±25%		0.60	200	
SB2012-252	2500±25%		0.70	200	
SB2012-272	2700±25%		0.80	200	

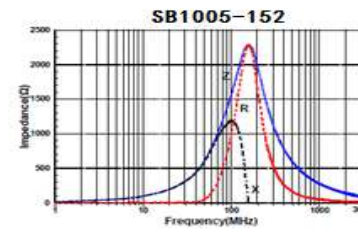
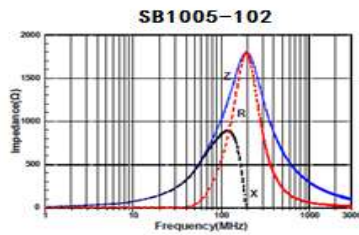
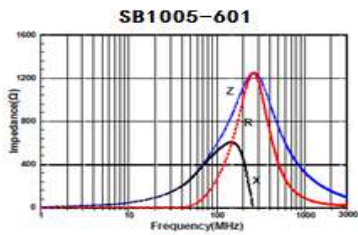
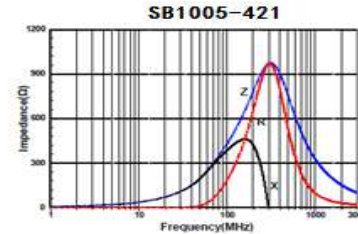
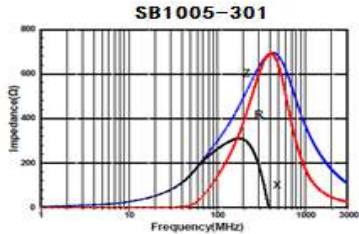
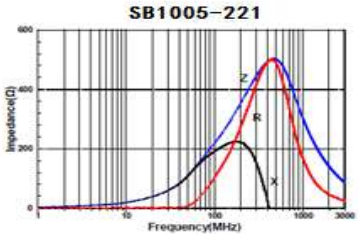
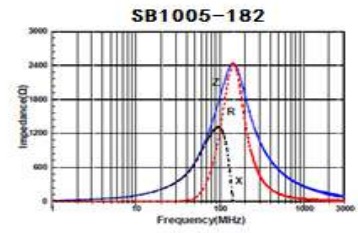
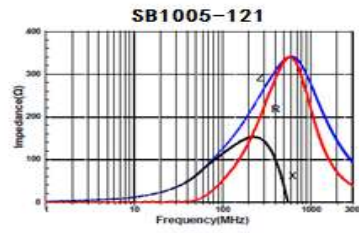
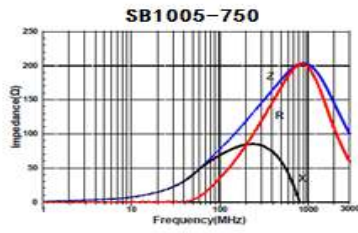


Specifications subject to change without notice. Please check our website for latest information.

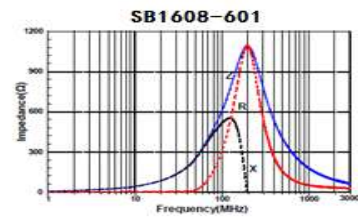
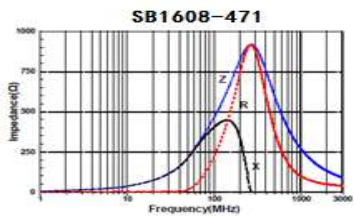
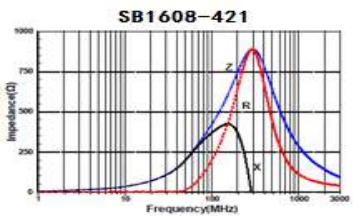
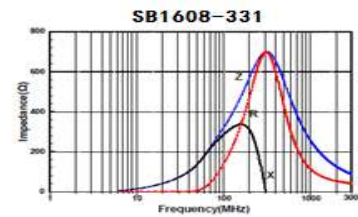
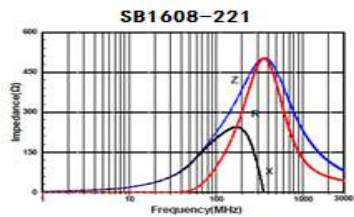
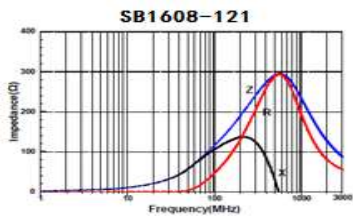
Tel: 0086-769-85016657 Fax: 0086-769-85016658 E-Mail: sales@ZXcompo.com www.zxcompo.com

DETAIL ELECTRICAL CHARACTERISTICS

● SB1005

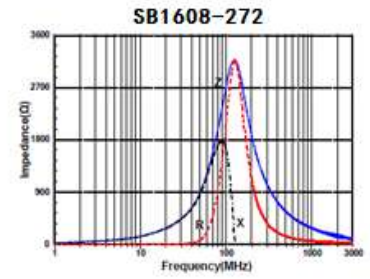
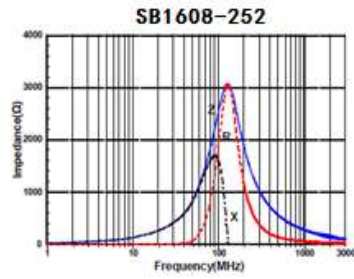
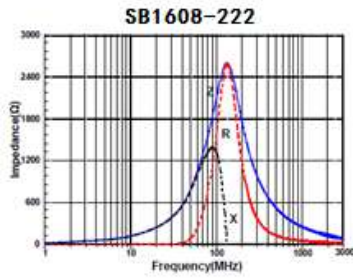
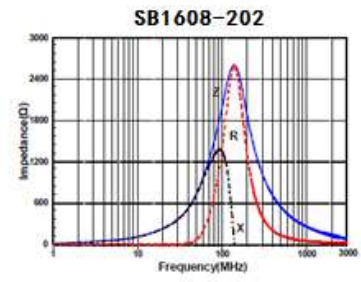
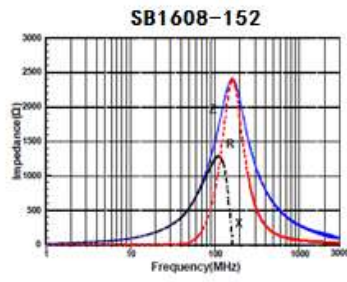
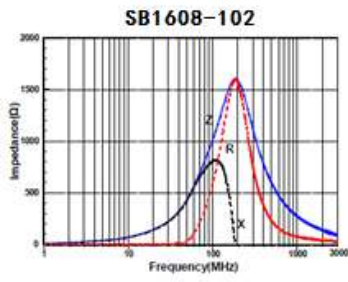


● SB1608

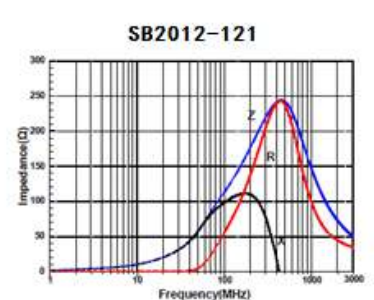
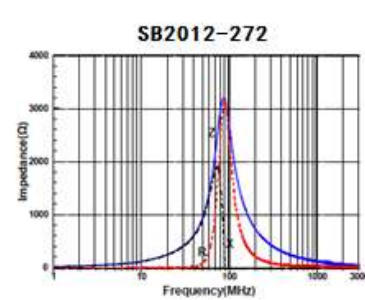
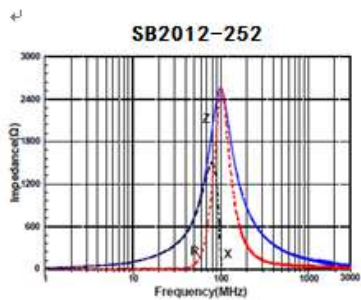
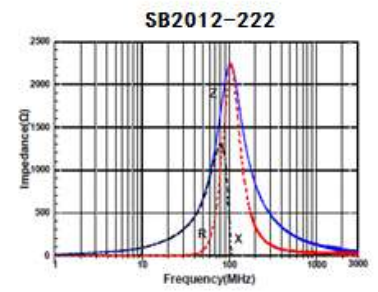
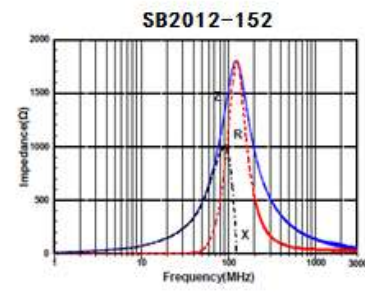
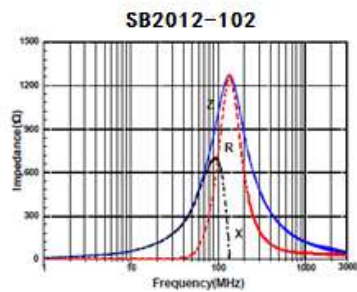
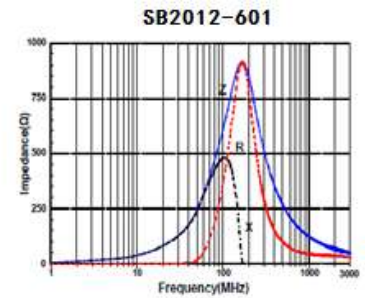
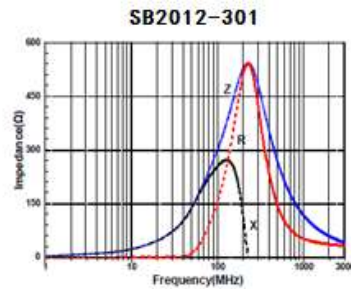
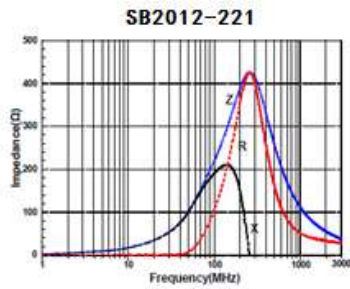


Specifications subject to change without notice. Please check our website for latest information.

Tel: 0086-769-85016657 Fax: 0086-769-85016658 E-Mail: sales@Zxcompo.com www.zxcompo.com



SB2012



Specifications subject to change without notice. Please check our website for latest information.

Tel: 0086-769-85016657 Fax: 0086-769-85016658 E-Mail: sales@Zxcompo.com www.zxcompo.com