


CI Series Multilayer Chip Ferrite Inductors



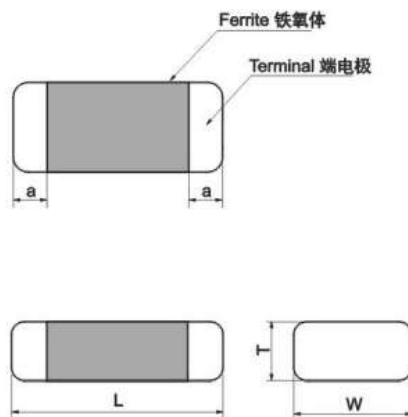
FEATURES

- Monolithic Structure for high reliability.
- Small size inductor.
- No cross coupling due to magnetic shield.
- Perfect shape for mounting with no directionality.
- Excellent solderability and high heat resistance for reflow soldering or wave soldering.
- Operating temperature range: $-55^{\circ}\text{C} \sim 125^{\circ}\text{C}$

APPLICATIONS

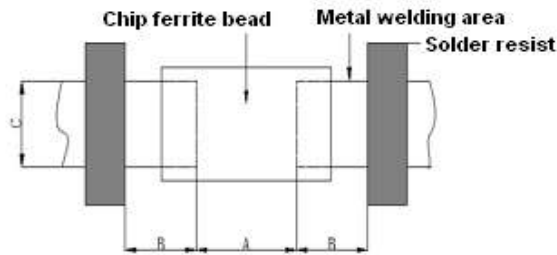
- Widely used in communications, video and audio and equipment, Computer, Remote control, ETC

SHAPE AND DIMENSIONS



Part Number	Dimensions (mm)			
	L	W	T	a
CI1005	1.0±0.15	0.5±0.15	0.5±0.15	0.25±0.1
CI1608	1.6±0.15	0.8±0.15	0.8±0.15	0.3±0.2
CI2012	2.0±0.2	1.2±0.2	0.8±0.2	0.4±0.2
CI3216	3.2±0.2	1.6±0.2	0.8±0.2	0.5±0.3

RECOMMENDED PC BOARD PATTERN



Part Number	Dimensions (mm)		
	A	B	C
CI1005	0.35	0.6	0.6
CI1608	0.6	1.0	0.8
CI2012	1.0	1.0	1.0
CI3216	2.2	1.1	1.4

PRODUCT IDENTIFICATION

CI 2012 G 5R6 K T (T)

- 1 Series name
- 2 Dimensions L×W
1608: 1.6mm of length, 0.8mm of width.
- 3 Performance code
2B: Moisture proof, highest operating temperature is 125°C
- 4 Inductance: R56-0.56U_H 5R6-5.6uH
- 5 Tolerance: J: ±5% K: ±10% M: ±20%
- 6 Package: B: by bulk T: Tape and Reel
- 7 Pb Free

SPECIFICATIONS

● CI1005 TYPE

Part Number	Inductance (uH)	Tolerance	Q _{min}	L、Q Test condition (MHz/V)	SRF _{min} (MHz)	DCR Max(Ω)	Rated Current Max (mA)
CI1005A47N	0.047	J、K、M	10	50/0.05	220	0.45	25
CI1005A68N	0.068		10	50/0.05	210	0.45	25
CI1005A82N	0.082		10	50/0.05	200	0.45	25
CI1005AR10	0.10		10	25/0.05	200	0.8	25
CI1005AR12	0.12		10	25/0.05	165	0.8	25
CI1005AR15	0.15		10	25/0.05	140	0.9	25
CI1005AR18	0.18		15	25/0.05	120	0.9	25
CI1005AR22	0.22		15	25/0.05	110	1.2	25
CI1005AR27	0.27		15	25/0.05	95	1.2	25
CI1005AR33	0.33		15	25/0.05	85	1.25	18
CI1005AR39	0.39		15	10/0.05	70	1.50	20
CI1005BR39	0.39		15	10/0.05	85	0.6	20
CI1005BR47	0.47		20	10/0.05	80	0.7	15
CI1005BR56	0.56		20	10/0.05	75	0.8	15
CI1005BR68	0.68		20	10/0.05	70	0.9	15
CI1005BR82	0.82		20	10/0.05	65	0.9	15
CI1005B1R0	1.00		20	10/0.05	40	1.00	15
CI1005B1R2	1.20		20	10/0.05	35	1.20	15
CI1005B1R5	1.50		20	10/0.05	30	1.20	15
CI1005B1R8	1.80		20	10/0.05	30	1.45	15
CI1005B2R2	2.20		20	10/0.05	28	1.70	10
CI1005B2R7	2.70		20	10/0.05	22	2.00	10
CI1005B3R3	3.30		20	10/0.05	20	2.35	10
CI1005C3R9	3.90		20	10/0.05	18	2.00	3
CI1005C4R7	4.70		18	10/0.05	15	2.35	3
CI1005D5R6	5.60		18	10/0.05	13	2.00	2
CI1005D6R8	6.80		18	10/0.05	11	2.35	2
CI1005D8R2	8.20		18	10/0.05	10	2.35	2
CI1005D100	10.0		18	10/0.05	9	3.15	2



Specifications subject to change without notice. Please check our website for latest information.

Tel: 0086-769-85016697 Fax: 0086-769-85016658 E-Mail: sales@ZXcompo.com www.zxcompo.com

● CI1608 TYPE

Part Number	Inductance (uH)	Tolerance	Q _{min}	L、Q Test condition (MHz/V)	SRF _{min} (MHz)	DCR Max(Ω)	Rated Current Max (mA)
CI1608A47N	0.047	J、K、M	10	50/0.05	300	0.3	50
CI1608A56N	0.056		10	50/0.05	300	0.3	50
CI1608A68N	0.068		10	50/0.05	250	0.3	50
CI1608A82N	0.082		10	50/0.05	245	0.3	50
CI1608AR10	0.10		15	25/0.05	240	0.5	50
CI1608AR12	0.12		15	25/0.05	205	0.5	50
CI1608AR15	0.15		15	25/0.05	180	0.6	50
CI1608AR18	0.18		15	25/0.05	165	0.6	50
CI1608AR22	0.22		15	25/0.05	150	0.8	50
CI1608AR27	0.27		15	25/0.05	136	0.8	50
CI1608AR33	0.33		15	25/0.05	125	0.85	35
CI1608AR39	0.39		15	25/0.05	110	1.0	35
CI1608AR47	0.47		15	25/0.05	105	1.35	35
CI1608AR56	0.56		15	25/0.05	95	1.55	35
CI1608AR68	0.68		15	25/0.05	80	1.7	35
CI1608AR82	0.82		15	25/0.05	75	2.1	35
CI1608B1R0	1.00		35	10/0.05	70	0.6	25
CI1608B1R2	1.20		35	10/0.05	60	0.8	25
CI1608B1R5	1.50		35	10/0.05	55	0.8	25
CI1608B1R8	1.80		35	10/0.05	50	0.95	25
CI1608B2R2	2.20		35	10/0.05	45	1.15	15
CI1608B2R7	2.70		35	10/0.05	40	1.35	15
CI1608B3R3	3.30		35	10/0.05	38	1.55	15
CI1608B3R9	3.90		35	10/0.05	36	1.7	15
CI1608B4R7	4.70		35	10/0.05	33	2.1	15
CI1608C5R6	5.60		35	4/0.05	22	1.55	5
CI1608C6R8	6.80		35	4/0.05	20	1.7	5
CI1608C8R2	8.20		35	4/0.05	18	2.1	5
CI1608C100	10		35	2/0.0	17	2.55	5



Specifications subject to change without notice. Please check our website for latest information.

Tel: 0086-769-85016697 Fax: 0086-769-85016658 E-Mail: sales@ZXcompo.com www.zxcompo.com

Part Number	Inductance (uH)	Tolerance	Q _{min}	L、Q Test condition (MHz/V)	SRF _{min} (MHz)	DCR Max(Ω)	Rated Current Max (mA)
CI1608C120	12	J、K、M	35	2/0.0	15	2.1	5
CI1608D150	15		20	1/0.05	14	1.7	1
CI1608D180	18		20	1/0.05	13	1.85	1
CI1608D220	22		20	1/0.05	11	2.1	1
CI1608D270	27		20	1/0.05	10	2.75	1
CI1608D330	33		20	1/0.05	9	2.95	1

● CI2012 TYPE

Part Number	Inductance (uH)	Tolerance	Q _{min}	L、Q Test condition (MHz/V)	SRF _{min} (MHz)	DCR Max(Ω)	Rated Current Max (mA)
CI2012A47N	0.047	J、K、M	15	50/0.05	320	0.20	300
CI2012A56N	0.056		20	50/0.05	300	0.20	300
CI2012A68N	0.068		15	50/0.05	280	0.20	300
CI2012A82N	0.082		15	50/0.05	255	0.20	300
CI2012AR10	0.10		20	25/0.05	235	0.30	250
CI2012AR12	0.12		20	25/0.05	220	0.30	250
CI2012AR15	0.15		20	25/0.05	200	0.40	250
CI2012AR18	0.18		20	25/0.05	185	0.40	250
CI2012AR22	0.22		20	25/0.05	170	0.50	250
CI2012AR27	0.27		20	25/0.05	150	0.50	250
CI2012AR33	0.33		20	25/0.05	145	0.55	250
CI2012AR39	0.39		25	25/0.05	135	0.65	200
CI2012AR47	0.47		25	25/0.05	125	0.65	200
CI2012BR56	0.56		25	25/0.05	115	0.75	150
CI2012BR68	0.68		25	25/0.05	105	0.80	150
CI2012BR82	0.82		25	25/0.05	100	1.	150
CI2012B1R0	1.00		45	10/0.05	75	0.40	50
CI2012B1R2	1.20		45	10/0.05	65	0.50	50
CI2012B1R5	1.50		45	10/0.05	60	0.50	50
CI2012B1R8	1.80		45	10/0.05	55	0.60	50
CI2012B2R2	2.20	45	10/0.05	50	0.65	30	



Specifications subject to change without notice. Please check our website for latest information.

Tel: 0086-769-85016697 Fax: 0086-769-85016658 E-Mail: sales@ZXcompo.com www.zxcompo.com

Part Number	Inductance (uH)	Tolerance	Q _{min}	L、Q Test condition (MHz/V)	SRF _{min} (MHz)	DCR Max(Ω)	Rated Current Max (mA)
CI2012B2R7	2.70	J、K、M	45	10/0.05	45	0.75	30
CI2012B3R3	3.30		45	10/0.05	41	0.80	30
CI2012B3R9	3.90		45	10/0.05	38	0.90	30
CI2012B4R7	4.70		45	10/0.05	35	1.00	30
CI2012C5R6	5.60		50	4/0.05	32	0.90	15
CI2012C6R8	6.80		50	4/0.05	29	1.00	15
CI2012C8R2	8.20		50	4/0.05	26	1.10	15
CI2012C100	10		50	2/0.05	24	1.15	15
CI2012C120	12		50	2/0.05	22	1.25	15
CI2012D150	15		30	1/0.05	19	0.80	5
CI2012D180	18		30	1/0.05	18	0.90	5
CI2012D220	22		30	1/0.05	16	1.10	5
CI2012D270	27		30	1/0.05	14	1.15	5
CI2012D330	33		30	1/0.05	13	1.25	4
CI2012D390	39		30	2/0.05	8	2.90	4
CI2012E470	47		30	2/0.05	7.5	3.00	4

● CI3216 TYPE

Part Number	Inductance (uH)	Tolerance	Q _{min}	L、Q Test condition (MHz/V)	SRF _{min} (MHz)	DCR Max(Ω)	Rated Current Max (mA)
CI3216A47N	0.047	J、K、M	20	50/0.05	320	0.15	300
CI3216A68N	0.068		20	50/0.05	280	0.25	300
CI3216A82N	0.082		20	50/0.05	255	0.25	250
CI3216AR10	0.10		20	25/0.05	235	0.25	250
CI3216AR12	0.12		20	25/0.05	220	0.30	250
CI3216AR15	0.15		20	25/0.05	200	0.30	250
CI3216AR18	0.18		20	25/0.05	185	0.40	250
CI3216AR22	0.22		20	25/0.05	170	0.40	250
CI3216AR27	0.27		20	25/0.05	150	0.50	250
CI3216AR33	0.33		20	25/0.05	145	0.50	250
CI3216AR39	0.39		25	25/0.05	135	0.50	200
CI3216AR47	0.47		25	25/0.05	125	0.60	200



Specifications subject to change without notice. Please check our website for latest information.

Tel: 0086-769-85016697 Fax: 0086-769-85016658 E-Mail: sales@ZXcompo.com www.zxcompo.com

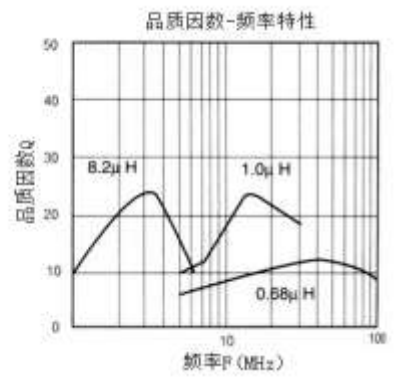
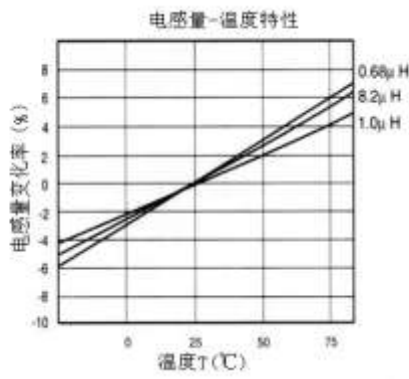
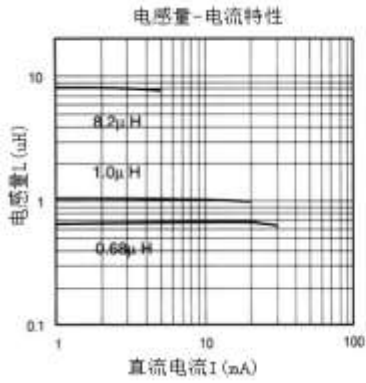
Part Number	Inductance (uH)	Tolerance	Q _{min}	L、Q Test condition (MHz/V)	SRF _{min} (MHz)	DCR Max(Ω)	Rated Current Max (mA)
CI3216AR56	0.56	J、K、M	25	25/0.05	112	0.70	150
CI3216AR68	0.68		25	25/0.05	102	0.80	150
CI3216AR82	0.82		25	25/0.05	100	0.90	150
CI3216B1R0	1.00		45	10/0.05	75	0.40	100
CI3216B1R2	1.20		45	10/0.05	65	0.50	100
CI3216B1R5	1.50		45	10/0.05	60	0.50	50
CI3216B1R8	1.80		45	10/0.05	55	0.50	50
CI3216B2R2	2.20		45	10/0.05	50	0.60	50
CI3216B2R7	2.70		45	10/0.05	45	0.60	50
CI3216B3R3	3.30		45	10/0.05	41	0.70	50
CI3216B3R9	3.90		45	10/0.05	38	0.80	50
CI3216B4R7	4.70		45	10/0.05	35	0.90	50
CI3216C5R6	5.60		50	4/0.05	32	0.70	25
CI3216C6R8	6.80		50	4/0.05	29	0.80	25
CI3216C8R2	8.20		50	4/0.05	26	0.90	25
CI3216C100	10		50	2/0.05	24	1.00	25
CI3216C120	12		50	2/0.05	22	1.05	15
CI3216D150	15		35	1/0.05	19	0.70	5
CI3216D180	18		35	1/0.05	18	0.70	5
CI3216D220	22		35	1/0.05	16	0.90	5
CI3216D270	27		35	1/0.05	14	0.90	5
CI3216D330	33		35	1/0.05	13	1.05	5
CI3216D390	39		40	2/0.05	11	3.00	5
CI3216D470	47		40	2/0.05	10	3.40	5



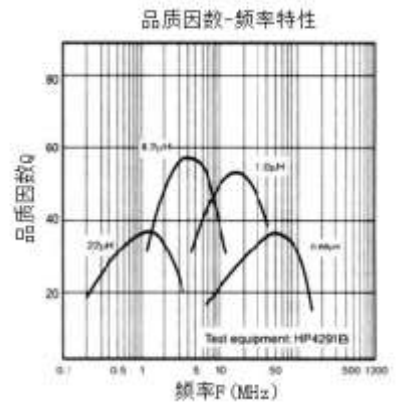
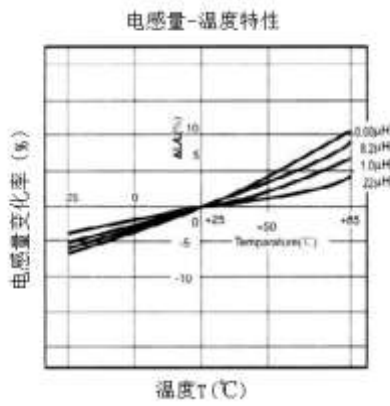
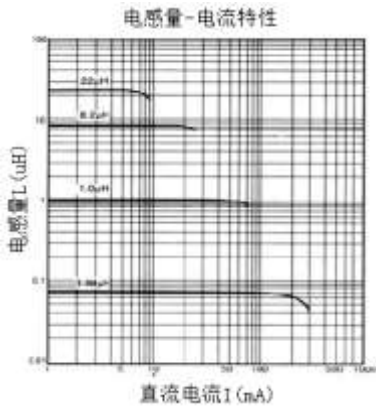
Specifications subject to change without notice. Please check our website for latest information.

Tel: 0086-769-85016697 Fax: 0086-769-85016658 E-Mail: sales@ZXcompo.com www.zxcompo.com

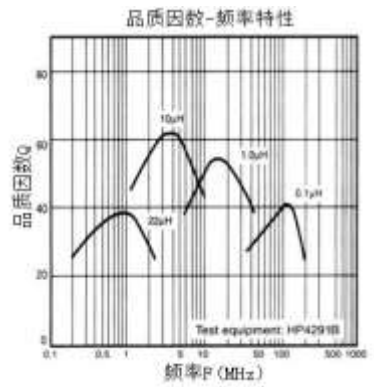
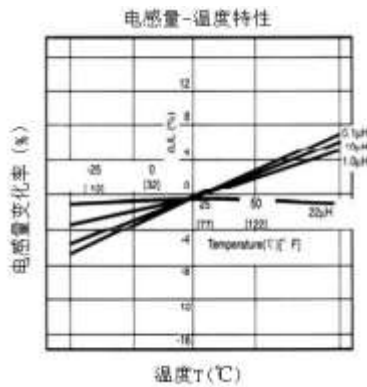
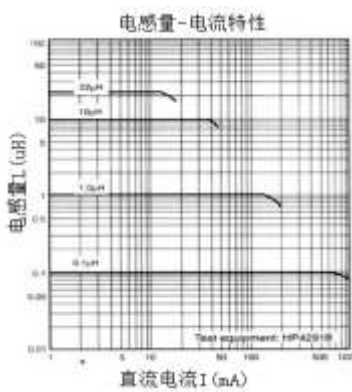
● CI1005



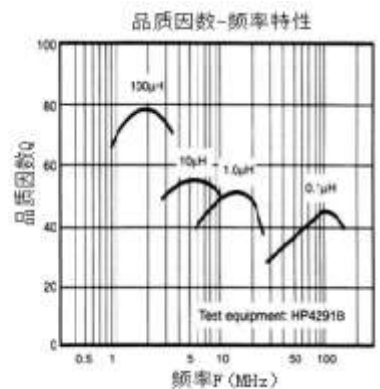
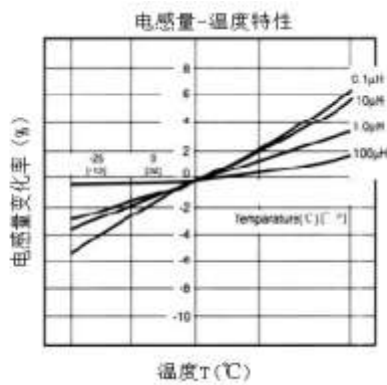
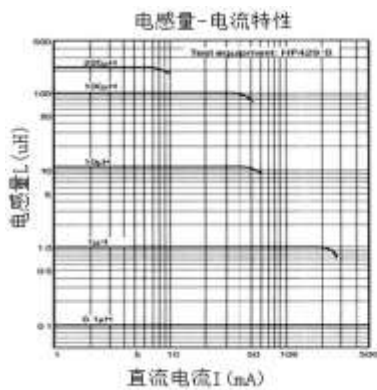
● CI1608



● CI2012



● CI3216



Specifications subject to change without notice. Please check our website for latest information.

Tel: 0086-769-85016697 Fax: 0086-769-85016658 E-Mail: sales@Zxcompo.com www.zxcompo.com