

FWI Series Wire Wound inductors



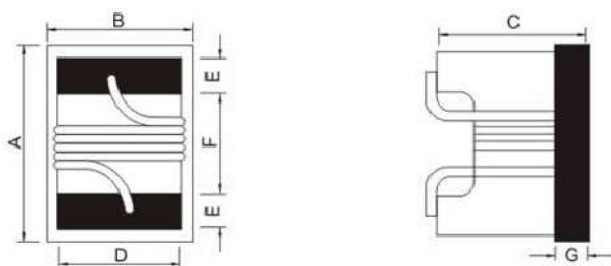
FEATURES

- ROHS and ROEACH compliant
- Strong solderability by reflow soldering and soldering iron.
- Highly accurate dimensions , can be mounted automatically.
- Terminals are highly resistant to external forces.
- Superior Q characteristics and the broadest L selections among peers

APPLICATIONS

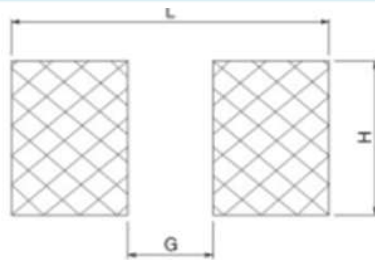
- Microtelevisions, Liquid crystal televisions.
- Car radios and car stereos
- Television tuners ,Radio and other electronic devices
- Video cameras, portable VCRs and mobile telephones

SHAPE AND DIMENSIONS



Part Number	Dimensions (mm)					
	A Max	B Max	C Max	D Max	E Max	F Max
FWI0603	1.80	1.20	1.10	0.85	0.40	0.92
FWI0805	2.30	1.70	1.45	1.38	0.60	1.03
FWI1008	2.80	2.70	2.10	2.20	0.60	1.50
FWI1210	3.50	2.90	2.25	2.50	0.60	2.20
FWI1812	4.80	3.40	3.15	2.60	0.70	3.00

RECOMMENDED PC BOARD PATTERN



Part Number	Dimensions (mm)		
	L	G	H
FWI0603	2.10	0.30	1.30
FWI0805	2.70	0.55	2.10
FWI1008	3.50	0.70	3.20
FWI1210	4.40	1.00	3.50
FWI1812	5.50	1.90	4.00

PRODUCT IDENTIFICATION

FWI 1008 — 4R7 K S T
 ① ② ③ ④ ⑤ ⑥

- ① Series name
- ② Dimensions L×W
- ③ Inductance: R47-0.47uH 4R7-4.7uH 470-47uH 471-470uH
- ④ Tolerance: J:±5% K: ±10% M: ±20%
- ⑤ Terminal: S-Sn terminal
- ⑥ Package: B:by bulk T: Tape and Reel

SPECIFICATIONS

● FWI0603 TYPE

Part Number	Inductance (uH)	Tolerance	Q_{min}	L、Q Test condition (MHz/V)	SRF _{min} (MHz)	DCR Max(Ω)	Rated Current Max (mA)
FWI0603-1R0	1.0	J、K	10	7.96	240	0.75	300
FWI0603-1R2	1.2	J、K	10	7.96	210	0.80	290
FWI0603-1R5	1.5	J、K	10	7.96	190	0.87	280
FWI0603-1R8	1.8	J、K	10	7.96	170	0.90	280
FWI0603-2R2	2.2	J、K	10	7.96	150	1.20	250
FWI0603-2R7	2.7	J、K	10	7.96	135	1.35	240
FWI0603-3R3	3.3	J、K	10	7.96	120	1.46	220
FWI0603-3R9	3.9	J、K	10	7.96	105	1.56	200
FWI0603-4R7	4.7	J、K	8	7.96	90	1.90	190
FWI0603-5R6	5.6	J、K	8	7.96	80	2.20	180
FWI0603-6R8	6.8	J、K	6	7.96	65	2.60	150
FWI0603-8R2	8.2	J、K	6	7.96	50	4.00	130
FWI0603-100	10	J、K	5	7.96	40	5.50	100

● FWI0805 TYPE

Part Number	Inductance (uH)	Tolerance	Q_{min}	L、Q Test condition (MHz/V)	SRF _{min} (MHz)	DCR Max(Ω)	Rated Current Max (mA)
FWI0805-1R2□	1.2	J、K	15	7.96	350	1.05	170
FWI0805-1R5□	1.5	J、K	15	7.96	300	1.2	170
FWI0805-1R8□	1.8	J、K	15	7.96	260	1.35	170
FWI0805-2R2□	2.2	J、K	15	7.96	200	1.50	400
FWI0805-2R7□	2.7	J、K	15	7.96	160	1.70	380
FWI0805-3R3□	3.3	J、K	15	7.96	130	1.80	360
FWI0805-3R9□	3.9	J、K	15	7.96	115	1.95	340
FWI0805-4R7□	4.7	J、K	15	7.96	105	2.05	320
FWI0805-5R6□	5.6	J、K	15	7.96	80	2.30	170
FWI0805-6R8□	6.8	J、K	15	7.96	70	2.60	160
FWI0805-7R5□	7.5	J、K	15	7.96	60	2.80	150
FWI0805-8R2□	8.2	J、K	15	7.96	55	3.00	140



Specifications subject to change without notice. Please check our website for latest information.

Tel: 0086-769-85016697 Fax: 0086-769-85016658 E-Mail: sales@ZXcompo.com www.zxcompo.com

Part Number	Inductance (uH)	Tolerance	Q _{min}	L、Q Test condition (MHz/V)	SRF _{min} (MHz)	DCR Max(Ω)	Rated Current Max (mA)
FWI0805-100□	10	J、K	10	7.96	40	3.20	140
FWI0805-150□	15	J、K	8	7.96	16	4.00	100

● FWI1008 TYPE

Part Number	Inductance (uH)	Tolerance	Q _{min}	L、Q Test condition (MHz/V)	SRF _{min} (MHz)	DCR Max(Ω)	Rated Current Max (mA)
FWI1008-1R0□	1.0	J、K	20	7.96	250	0.78	420
FWI1008-1R2□	1.2	J、K	20	7.96	250	0.75	420
FWI1008-1R5□	1.5	J、K	20	7.96	230	.080	320
FWI1008-1R8□	1.8	J、K	20	7.96	210	0.95	260
FWI1008-2R2□	2.2	J、K	20	7.96	150	1.30	250
FWI1008-2R7□	2.7	J、K	20	7.96	125	1.40	240
FWI1008-3R3□	3.3	J、K	20	7.96	90	1.50	230
FWI1008-3R9□	3.9	J、K	20	7.96	85	1.55	210
FWI1008-4R7□	4.7	J、K	20	7.96	55	1.75	200
FWI1008-5R6□	5.6	J、K	18	7.96	50	1.90	190
FWI1008-6R8□	6.8	J、K	18	7.96	50	2.00	175
FWI1008-8R2□	8.2	J、K	18	7.96	30	2.20	160
FWI1008-100□	10	J、K	15	2.52	30	2.50	155
FWI1008-150□	15	J、K	15	2.52	23	3.00	130
FWI1008-220□	22	J、K	15	2.52	23	3.90	105
FWI1008-330□	33	J、K	12	2.52	8	4.80	85
FWI1008-470□	47	J、K	12	2.52	7	5.70	60
FWI1008-680□	68	J、K	12	2.52	7.1	6.70	50
FWI1008-101□	100	J、K	10	1.00	4.5	11.0	40

● FWI1210 TYPE

Part Number	Inductance (uH)	Tolerance	Q _{min}	L、Q Test condition (MHz/V)	SRF _{min} (MHz)	DCR Max(Ω)	Rated Current Max (mA)
FWI1210-1R0□	1.0	J、K	15	7.96	210	0.3	450
FWI1210-1R2□	1.2	J、K	15	7.96	210	0.3	450
FWI1210-1R5□	1.5	J、K	15	7.96	200	0.4	450
FWI1210-1R8□	1.8	J、K	15	7.96	195	0.5	450



Specifications subject to change without notice. Please check our website for latest information.

Tel: 0086-769-85016697 Fax: 0086-769-85016658 E-Mail: sales@ZXcompo.com www.zxcompo.com

Part Number	Inductance (uH)	Tolerance	Q _{min}	L、Q Test condition (MHz/V)	SRF _{min} (MHz)	DCR Max(Ω)	Rated Current Max (mA)
FWI1210-2R2□	2.2	J、K	15	7.96	175	0.6	450
FWI1210-2R7□	2.7	J、K	15	7.96	120	0.7	420
FWI1210-3R3□	3.3	J、K	15	7.96	100	1.1	380
FWI1210-3R9□	3.9	J、K	15	7.96	90	1.2	360
FWI1210-4R7□	4.7	J、K	15	7.96	85	1.3	350
FWI1210-5R6□	5.6	J、K	15	7.96	55	2.0	320
FWI1210-6R8□	6.8	J、K	15	7.96	50	1.5	310
FWI1210-8R2□	8.2	J、K	15	7.96	40	1.6	305
FWI1210-100□	10	J、K	15	2.52	40	1.0	300
FWI1210-120□	10	J、K	15	2.52	28	1.2	265
FWI1210-150□	15	J、K	15	2.52	22	2.0	225
FWI1210-180□	18	J、K	15	2.52	22	2.1	210
FWI1210-200□	20	J、K	15	2.52	22	2.2	200
FWI1210-220□	22	J、K	15	2.52	22	2.2	200
FWI1210-270	27	J、K	15	2.52	20	2.6	180
FWI1210-330	33	J、K	15	2.52	15	3.3	160
FWI1210-390	39	J、K	15	2.52	16	4.2	150
FWI1210-470	47	J、K	15	2.52	10	4.8	140
FWI1210-560	56	J、K	15	2.52	8.0	5.1	125
FWI1210-680	68	J、K	12	2.52	5.0	5.3	110
FWI1210-820	82	J、K	12	1.0	5.0	5.6	100
FWI1210-101	100	J、K	12	1.0	5.0	6.8	95
FWI1210-121	120	J、K	12	1.0	4.0	7.5	85
FWI1210-151	150	J、K	12	1.0	4.0	8.2	80
FWI1210-181	180	J、K	12	1.0	3.0	14.0	70
FWI1210-221	220	J、K	10	1.0	2.6	15.3	65
FWI1210-271	270	J、K	10	1.0	2.5	16.4	60
FWI1210-331	330	J、K	10	1.0	2.3	129.0	55
FWI1210-391	390	J、K	10	1.0	2.2	20.5	45
FWI1210-471	470	J、K	10	1.0	2.0	22.5	40



Specifications subject to change without notice. Please check our website for latest information.

Tel: 0086-769-85016697 Fax: 0086-769-85016658 E-Mail: sales@ZXcompo.com www.zxcompo.com

● FWI1812 TYPE

Part Number	Inductance (uH)	Tolerance	Q _{min}	L、Q Test condition (MHz/V)	SRF _{min} (MHz)	DCR Max(Ω)	Rated Current Max (mA)
FWI1812-1R	1.0	J、K	25	7.96	200	0.22	750
FWI1812-1R	1.2	J、K	30	7.96	200	0.30	1000
FWI1812-1R	1.5	J、K	30	7.96	180	0.32	1000
FWI1812-1R	1.8	J、K	35	7.96	180	0.35	950
FWI1812-2R	2.2	J、K	35	7.96	160	0.37	900
FWI1812-2R	2.7	J、K	35	7.96	150	0.37	850
FWI1812-3R	3.3	J、K	35	7.96	145	0.48	800
FWI1812-3R	3.9	J、K	35	7.96	135	0.60	750
FWI1812-4R	4.7	J、K	35	7.96	120	1.00	700
FWI1812-5R	5.6	J、K	30	7.96	110	0.55	650
FWI1812-6R	6.8	J、K	30	7.96	80	0.80	600
FWI1812-8R	8.2	J、K	25	7.96	70	0.82	600
FWI1812-100	10	J、K	20	2.52	65	1.0	550
FWI1812-120	12	J、K	20	2.52	55	1.0	550
FWI1812-150	15	J、K	18	2.52	42	1.2	500
FWI1812-180	18	J、K	18	2.52	19	1.2	400
FWI1812-220	22	J、K	18	2.52	20	1.3	450
FWI1812-270	27	J、K	18	2.52	20	1.5	400
FWI1812-330	33	J、K	18	2.52	18	1.7	350
FWI1812-390	39	J、K	18	2.52	14	1.8	350
FWI1812-470	47	J、K	16	2.52	10	2.0	300
FWI1812-560	56	J、K	16	2.52	10	2.2	290
FWI1812-680	68	J、K	12	2.52	5.4	2.4	260
FWI1812-820	82	J、K	12	2.52	5.2	2.8	240
FWI1812-101	100	J、K	12	0.796	4.0	3.0	220
FWI1812-121	120	J、K	10	0.796	3.3	3.3	220
FWI1812-151	150	J、K	10	0.796	3.0	3.7	200
FWI1812-181	180	J、K	10	0.796	3.0	4.0	200
FWI1812-221	220	J、K	10	0.796	2.5	7.0	170
FWI1812-271	270	J、K	10	0.796	2.2	7.6	160
FWI1812-331	330	J、K	10	0.796	2.0	8.5	130

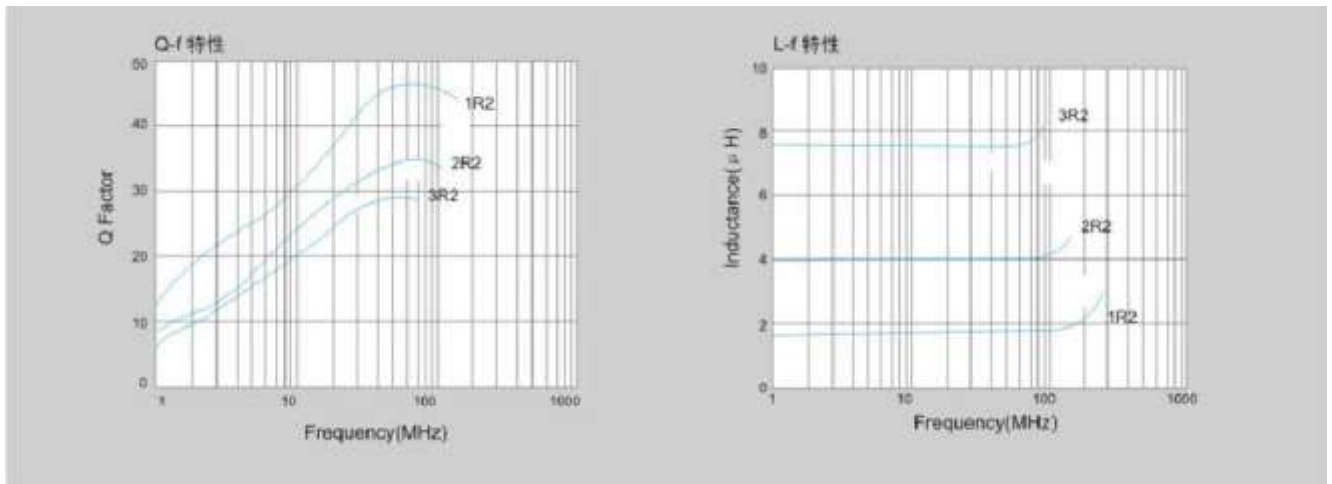
Specifications subject to change without notice. Please check our website for latest information.



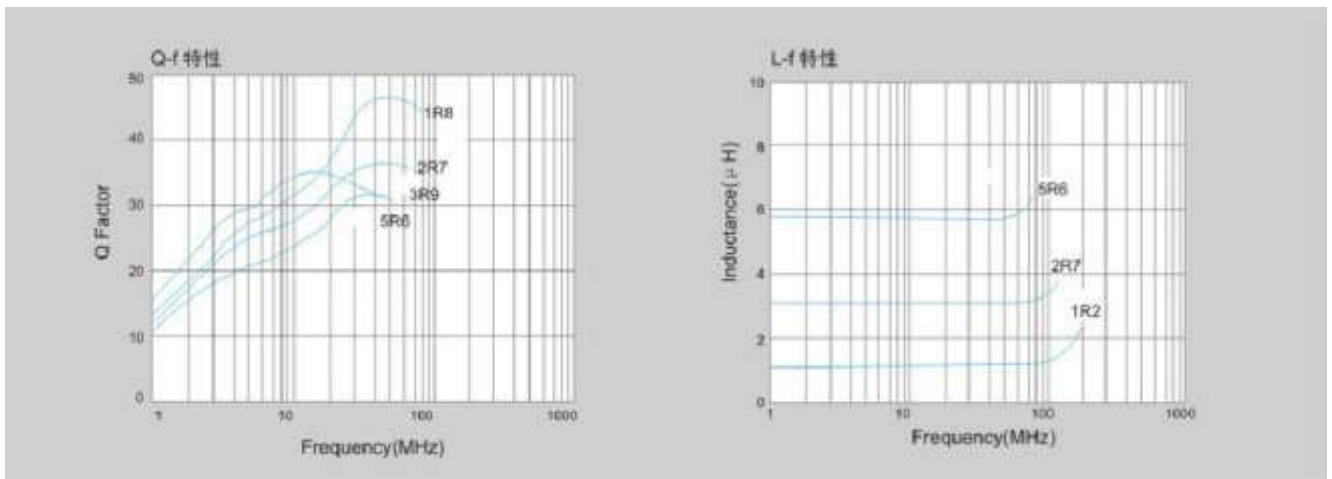
Tel: 0086-769-85016697 Fax: 0086-769-85016658 E-Mail: sales@ZXcompo.com www.zxcompo.com

Part Number	Inductance (uH)	Tolerance	Q _{min}	L、Q Test condition (MHz/V)	SRF _{min} (MHz)	DCR Max(Ω)	Rated Current Max (mA)
FWI1812-391	390	J、K	10	0.796	1.8	9.2	110
FWI1812-471	470	J、K	8	0.796	1.6	10.4	100
FWI1812-561	560	J、K	8	0.796	1.5	12.0	90
FWI1812-681	680	J、K	8	0.796	1.5	14.0	75
FWI1812-751	750	J、K	8	0.796	1.5	14.5	70
FWI1812-821	820	J、K	8	0.796	1.5	15.0	60
FWI1812-102	1000	J、K	8	0.252	1.4	16.5	50

● FWI0603



● FWI0805



Specifications subject to change without notice. Please check our website for latest information.

Tel: 0086-769-85016697 Fax: 0086-769-85016658 E-Mail: sales@ZXcompo.com www.zxcompo.com

● FWI1008

